

A-51™ Incandescent Factory Sealed Luminaires

Explosionproof

Suitable for use in Wet Locations. UNILETS® for use with Threaded Metal Conduit.

NEC/CEC — For Group A and B:
Class I, Division 1 and 2, Groups A, B, C, D
Class II, Division 1 and 2, Groups E, F, G
Class III

NEC/CEC — For Group C and D:
Class I, Division 1 and 2, Groups C, D
Class II, Division 1 and 2, Groups E, F, G
Class III

Applications

- A-51 Series Incandescent Class I, Groups A, B, C and D; and Class II, Groups E, F and G applications (see listings and area suitability chart).
- Ideal for use in chemical and petrochemical plants, and in other heavy process areas where ignitable vapors, dust, moisture and corrosive atmospheres may be present.
- Suitable for use in wet locations.
- Wide range of wattages – 60 W through 300 W incandescent lamps.
- Choice of units with or without guard, as well as choice of porcelain, polyester or aluminum reflectors.
- Choice of mountings: pendant, ceiling, 25° stanchion, long bracket and 15° short bracket.
- Porcelain reflectors for standard applications and fiberglass reinforced polyester reflectors for installations where fixture is subject to exceptionally severe corrosive atmospheres. High bay reflector for installations where mounting height from work plane ranges from 762 mm (20 to 30 ft/508 in).
- Class I, Groups A and B fixtures have special UL-approved sintered metal flame arrester.

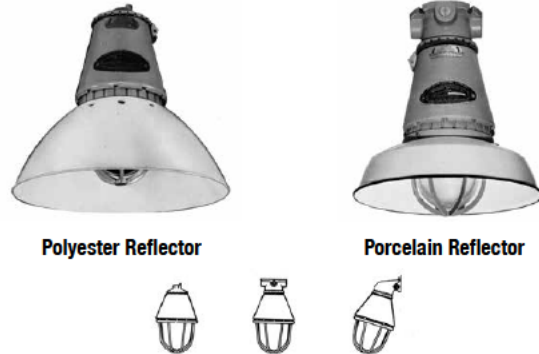
Features

- All A-51 fixtures are factory-sealed; no external sealing fittings required.
- New high temperature phenolic connection block in mounting hood has rugged leaf spring contacts – loosen two screws, rotate and remove for quick wiring.
- Safe, easy servicing or relamping without disconnecting any wiring. “Wireless” fixture unit easily threads off mounting hood for convenient servicing or for immediate exchange with “stand-by” unit.
- All joints are flame-tight.
- Specially formulated two-coat baked epoxy enamel provides superior protective finish to resist corrosion. Applied to all mounting hoods, fixture units and guards.
- New high temperature glass-reinforced phenolic socket block in fixture unit has collector ring and pin that automatically make electrical contact as fixture unit is threaded onto mounting hood.
- Globes in A-51 fixtures are explosionproof and heat- and impact-resistant glass. Prismatic configuration on globe interior provides light control while allowing smooth exterior surface for cleaning.
- A-51 fixture units have standardized threads to fit all A-51 and mounting hoods.
- All fixtures have aluminum inner reflector for increased lumen efficiency.
- A-51 fixture guards to protect globe are of rugged copperfree aluminum construction and double epoxy coated. Easily mount to globe ring with 3 screws.

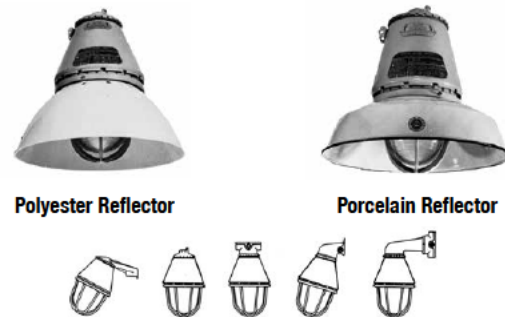
Standard Materials

- Fixtures and guards: copperfree (4/10 of 1% max.) aluminum.
- Pendant mounting hoods: copperfree (4/10 of 1% max.) aluminum.
- Ceiling and bracket mounting hoods: malleable iron with aluminum adapters.
- Reflectors: porcelain-enameled steel, aluminum or fiberglass reinforced polyester.

Group A and B



Group C and D



Standard Finishes

- Fixtures, guards and mounting hoods: two-coat epoxy-clad finish. Epoxy powder coat finish, electrostatically applied for complete, uniform surface protection.
- Steel reflectors: white porcelain enamel.
- Polyester and aluminum reflectors: natural finish.

NEC/CEC Certifications and Compliances

- UL Standard: UL 1598, UL 844
- UL Listed: E10444
- CSA Standard: C22.2 No. 250, C22.2 No. 137
- CSA Certified: 025428

A-51™ Incandescent Factory Sealed Luminaires

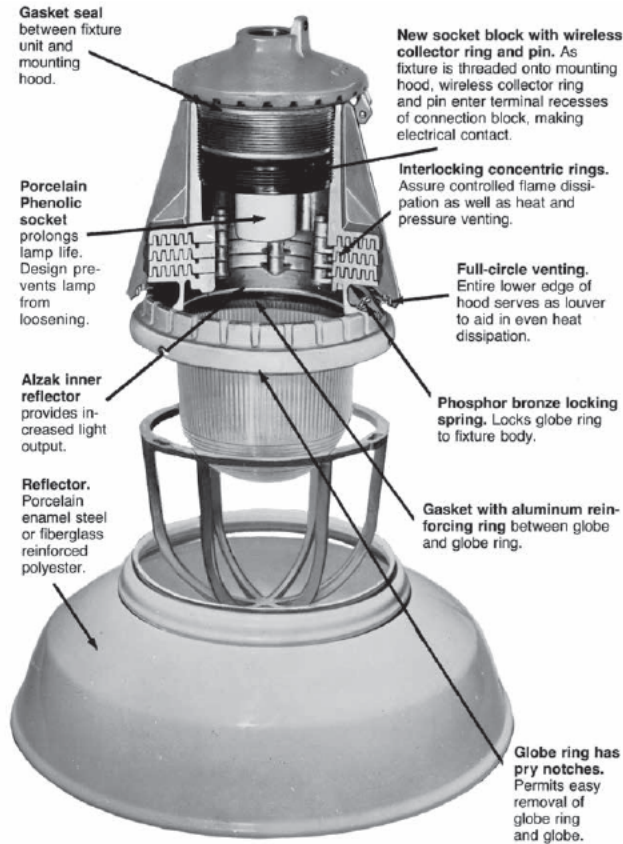
Explosionproof

Suitable for use in Wet Locations. UNILETS® for use with Threaded Metal Conduit.

NEC/CEC:

Class I, Division 1 and 2, Groups A, B, C, D.
Class II, Division 1 and 2, Groups E, F, G
Class III

Illustrated Features



Alzak® is a proprietary term of the Aluminum Company of America.

Weights

Fixture Units		
Wt. kg (lbs)		Catalog Number
3.4 (7.6)		AAU-1N
3.4 (7.6)		AAU-15N
4.9 (10.7)		AAU-2NS
9.2 (20.3)		AAU-5NS
6.8 (15.0)		AAUA-15
8.2 (18.0)		AAUA-2

Mounting Hoods		
Type		Wt. kg (lbs)
Pendant		0.6 (1.3)
Ceiling		2.2 (4.8)
Stanchion		0.7 (1.6)
Long Bracket		4.0 (8.9)
Short Bracket		2.2 (4.8)

Guards		
Wt. kg (lbs)		Catalog Number
0.2 (0.4)		AAGU-1
0.4 (0.8)		AAGU-2
0.9 (1.9)		AAGU-5
0.2 (0.5)		AAGUA-15

Standard Reflectors		
Wt. kg (lbs)		Catalog Number
1.3 (2.8)		AARP-2ST
1.0 (2.1)		AARW-15ST
1.3 (2.9)		AARW-2ST
2.0 (4.3)		AARW-5ST
1.0 (2.1)		AARW-15ST

30° Angle Reflectors		
Wt. kg (lbs)		Catalog Number
1.5 (3.3)		AARP-2AN
1.0 (2.1)		AARW-15AN
1.1 (2.4)		AARW-2AN
3.2 (7.0)		AARW-5AN
1.0 (2.1)		AARW-15AN

High Bay Reflectors		
Wt. kg (lbs)		Catalog Number
1.3 (2.9)		AARE-2HB
1.8 (3.9)		AARE-5HB

Appleton

INCANDESCENT/AREA: NEC/CEC EXPLOSIONPROOF

A-51™ Incandescent Factory Sealed Luminaires

Explosionproof

Suitable for use in Wet Locations. UNILETS® for use with Threaded Metal Conduit.

NEC/CEC:

Class I, Division 1 and 2, Groups A, B, C, D

Class II, Division 1 and 2, Groups E, F, G

Class III

Fixture Unit	Lamp Watts	Without Reflectors	Standard Dome	30° Angle	High Bay	Supply Wire °C (°F)
Class I Division 1 and Division 2 Groups C and D						
AAU1N	100 W A19	T5	T5	T5	—	125 (257)
	100 W A21	T5	T5	T5	—	125 (257)
AAU15N	150 W A23	T3C	T3C	T3C	—	125 (257)
	200 W A25	T3C	T3C	T3C	—	125 (257)
	200 W PS25	T3C	T3C	T3C	—	125 (257)
	300 W PS25	T3C	T3A	T3A (D)	—	125 (257)
AAU2NS	200 W PS25	T3C	T3C	T3C	—	110 (230)
	200 W PS30	T3C	T3C	T3C	—	110 (230)
	300 W PS25	T3C	T3C	T3C	—	110 (230)
	300 W PS30	T3C	T3C	T3C	—	110 (230)
Class I Division 1 and Division 2 Groups A ①, B, C and D						
AAUA15	150 W A23	T3C	T3C	T3C	—	110 (230)
	150 W A25	T3C	T3C	T3C	—	110 (230)
	200 W A25	T3C	T3C	T3C	—	110 (230)
	200 W PS25	T3C	T3C	T3C	—	110 (230)
AAUA2	200 W PS25	T3C	T3C	T3C	—	110 (230)
	200 W PS30	T3C	T3C	T3C	—	110 (230)
	300 W PS25	T3C	T3C	T3C	—	110 (230)
	300 W PS30	T3C	T3C	T3C	—	110 (230)
Class II Division 1 and Division 2 Groups E, F and G						
AAU1N	100 W A19	T3C	T3C	T3C	—	125 (257)
	100 W A21	T3C	T3C	T3C	—	125 (257)
AAU15N	150 W A23	T3C	T3C	T3C	—	125 (257)
	200 W A25	T3C	T3C	T3C	—	125 (257)
	200 W PS25	T3	T3	T3	—	125 (257)
	300 W PS25	T3	—	—	—	125 (257)
AAU2NS	200 W PS25	T3C	T3C	T3C	—	110 (230)
	200 W PS30	T3C	T3C	T3C	—	110 (230)
	300 W PS25	T3C	T3C	T3A (EF)	—	110 (230)
	300 W PS30	T3C	T3C	T3A (EF)	—	110 (230)

NOTE: Ambient suitability of these incandescent fixtures: +40 °C (+104°F)

① For Group A, use Pendant Mount only.




A-51™ Incandescent Factory Sealed Luminaires

For Group C and D Locations. Explosionproof

Suitable for use in Wet Locations. UNILETS® for use with Threaded Metal Conduit.

NEC/CEC:

Class I, Division 1 and 2, Groups C, D
Class II, Division 1 and 2, Groups E, F, G
Class III

Type		Hub Size (Inches)	Catalog Number ②
Pendant — One Hub, Rigid or Flexible Mounting			
	60-100 W (AAU-1N)	1/2	AP1050
	A-21	3/4	AP1075
		1	AP10100
	150-300 W (AAU-15N)	1/2	AP1550
	A-23 PS-25	3/4	AP1575
		1	AP15100
	200-300 W (AAU-2NS)	1/2	AP2050
	PS-30	3/4	AP2075
		1	AP20100
Ceiling — Four Hubs, Three Close-up Plugs			
	60-100 W (AAU-1N)	1/2	AC1050
	A-21	3/4	AC1075
		1	AC10100
	150-300 W (AAU-15N)	1/2	AC1550
	A-23 PS-25	3/4	AC1575
		1	AC15100
	200-300 W (AAU-2NS)	1/2	AC2050
	PS-30	3/4	AC2075
		1	AC20100
25" Stanchion — One Hub — Not UL Listed			
	60-100 W (AAU-1N)	1-1/2 ②	AN10150
	A-21		
	150-300 W (AAU-15N)	1-1/2 ②	AN15150
	A-23 PS-25		
	200-300 W (AAU-2NS)	1-1/2 ②	AN20150
	PS-30		

① See A-51™ Incandescent Factory Sealed Luminaire Classified Area Suitability page for suitability of specific fixtures.

② 1-1/2" tapped hub furnished with a 1-1/2" to 1-1/4" reducer.

Appleton®

INCANDESCENT/AREA: NEC/CEC EXPLOSIONPROOF

A-51™ Incandescent Factory Sealed Luminaires






For Group C and D Locations. Explosionproof

Suitable for use in Wet Locations. UNILETS® for use with Threaded Metal Conduit.

Class I, Division 1 and 2, Groups C, D
Class II, Division 1 and 2, Groups E, F, G
Class III

Appleton®

INCANDESCENT/AREA: NEC/CEC EXPLOSIONPROOF

Type		Hub Size (Inches)	Catalog Number ②
Long Bracket — Four Hubs, Three Close-up Plugs			
	60-100 W (AAU-1N)	1/2	ALB1050
	A-21	3/4	ALB1075
		1	ALB10100
	150-300 W (AAU-15N)	1/2	ALB1550
	A-23 PS-25	3/4	ALB1575
		1	ALB15100
	200-300 W (AAU-2NS)	1/2	ALB2050
	PS-30	3/4	ALB2075
		1	ALB20100
15" Short Bracket — Two Hubs, One Close-up Plug			
	60-100 W (AAU-1N)	1/2	ASB1050
	A-21	3/4	ASB1075
	150-300 W (AAU-15N)	1/2	ASB1550
	A-23 PS-25	3/4	ASB1575
	200-300 W (AAU-2NS)	1/2	ASB2050
	PS-30	3/4	ASB2075
Three-Way Exit Sign			
	Epoxy enameled steel – 152.4 mm (6 in)-high red lettering 60-200 W (Mounts to AAU-1N or AAU-15N fixture units in place of guard)		CJEXRN
Single-Sided Exit Sign			
	Epoxy enameled steel – 152.4 mm (6 in)-high red lettering 60-200 W (Mounts to AAU-1N or AAU-15N fixture units in place of guard) (See page G2-24 for dimensions)		AEXR-15R
Guard — Add suffix to fixture catalog number			
	Guard		-G









① See A-51™ Incandescent Factory Sealed Luminaire Classified Area Suitability page for suitability of specific fixtures.

A-51™ Incandescent Factory Sealed Luminaires

For Group C and D Locations. Explosionproof

Suitable for use in Wet Locations. UNILETS® for use with Threaded Metal Conduit.

NEC/CEC — For Group C and D:
 Class I, Division 1 and 2, Groups C, D
 Class II, Division 1 and 2, Groups E, F, G
 Class III

Mounting Hoods		
Type	Hub Size (Inches)	Catalog Number
Pendant — One Hub, Rigid or Flexible Mounting		
	1/2	AAP-50
	3/4	AAP-75
	1	AAP-100
Ceiling — Four Hubs, Three Close-up Plugs		
	1/2	AAC-50
	3/4	AAC-75
	1	AAC-100
25° Stanchion — Not UL Listed — One Hub		
	1-1/2	AAN-150 ①
Long Bracket — Four Hubs, Three Close-up Plugs		
	1/2	AALB-50
	3/4	AALB-75
	1	AALB-100
15° Short Bracket — Two Hubs, One Close-up Plug		
	1/2	AASB-50
	3/4	AASB-75
Type	Catalog Number	
Fixture Units		
	60-100 W A-21	AAU-1N
	150-300 W A-23 and PS-25	AAU-15N
	200-300 W PS-30	AAU-2NS
Prismatic Glass Globes		
	60-100 W (AAU-1N)	AAGL-1PR
	150-300 W (AAU-15N)	AAGL-1PR
	200-300 W (AAU-2NS)	AAGL-2PR
Aluminum Guards		
	60-100 W (AAU-1N)	AAGU-1
	150-300 W (AAU-15N)	AAGU-1
	200-300 W (AAU-2NS)	AAGU-2










① 1-1/2" tapped hub furnished with a 1-1/2" to 1-1/4" reducer.

A-51™ Incandescent Factory Sealed Luminaires

For Group C and D Locations. Explosionproof

Suitable for use in Wet Locations. UNILETS® for use with Threaded Metal Conduit.

NEC/CEC — For Group C and D:
 Class I, Division 1 and 2, Groups C, D
 Class II, Division 1 and 2, Groups E, F, G
 Class III

Type	Fixture Size	Catalog Number													
Standard Dome															
(Not for use with short brackets)															
 <p>406.4 (16.00) Porcelain</p>	 <p>406.4 (16.00) Polyester</p>	<table border="1"> <thead> <tr> <th>Porcelain</th> <th>Polyester</th> </tr> </thead> <tbody> <tr> <td>AARW-15ST</td> <td>—</td> </tr> <tr> <td>AARW-15ST</td> <td>—</td> </tr> <tr> <td>AARW-2ST</td> <td>AARP-2ST</td> </tr> </tbody> </table>	Porcelain	Polyester	AARW-15ST	—	AARW-15ST	—	AARW-2ST	AARP-2ST					
Porcelain	Polyester														
AARW-15ST	—														
AARW-15ST	—														
AARW-2ST	AARP-2ST														
30° Angle															
 <p>304.8 (12.00) Porcelain</p>	 <p>304.8 (12.00) Polyester</p>	<table border="1"> <tbody> <tr> <td>60-100 W (AAU-1N)</td> <td>AARW-15AN</td> <td>—</td> </tr> <tr> <td>150-300 W (AAU-15N)</td> <td>AARW-15AN</td> <td>—</td> </tr> <tr> <td>200-300 W (AAU-2NS)</td> <td>AARW-2AN</td> <td>AARP-2AN</td> </tr> </tbody> </table>	60-100 W (AAU-1N)	AARW-15AN	—	150-300 W (AAU-15N)	AARW-15AN	—	200-300 W (AAU-2NS)	AARW-2AN	AARP-2AN				
60-100 W (AAU-1N)	AARW-15AN	—													
150-300 W (AAU-15N)	AARW-15AN	—													
200-300 W (AAU-2NS)	AARW-2AN	AARP-2AN													
Colored Glass Globes															
		Amber													
		60-100 W (AAU-1N) AAGL-1A													
		150-300 W (AAU-15N) AAGL-1A													
		200-300 W (AAU-2NS) AAGL-2A													
		Green													
		60-100 W (AAU-1N) AAGL-1G													
		150-300 W (AAU-15N) AAGL-1G													
		200-300 W (AAU-2NS) AAGL-2G													
		Red													
		60-100 W (AAU-1N) AAGL-1R													
		150-300 W (AAU-15N) AAGL-1R													
		200-300 W (AAU-2NS) AAGL-2R													
Replacement Socket															
 <p>AASP-22</p>	 <p>AASP-44</p>	<table border="1"> <tbody> <tr> <td>60-100 W (AAU-1N) — Medium Base</td> <td>AASP-11</td> </tr> <tr> <td>150-300 W (AAU-15N) — Medium Base</td> <td>AASP-22</td> </tr> <tr> <td>200-300 W (AAU-2NS) — Medium Base</td> <td>AASP-44</td> </tr> </tbody> </table>	60-100 W (AAU-1N) — Medium Base	AASP-11	150-300 W (AAU-15N) — Medium Base	AASP-22	200-300 W (AAU-2NS) — Medium Base	AASP-44							
60-100 W (AAU-1N) — Medium Base	AASP-11														
150-300 W (AAU-15N) — Medium Base	AASP-22														
200-300 W (AAU-2NS) — Medium Base	AASP-44														
Connection Block															
		Fits A-51 Mounting Hoods 60-300 W VPT-7													
Globe Gaskets — Fiber and Aluminum															
		<table border="1"> <thead> <tr> <th></th> <th>Fiber</th> <th>Aluminum</th> </tr> </thead> <tbody> <tr> <td>Requires one of each</td> <td></td> <td></td> </tr> <tr> <td>60-300 W (AAU-1N and AAU-15N)</td> <td>AASP-15V</td> <td>AASP-15A</td> </tr> <tr> <td>200-300 W (AAU-2NS)</td> <td>AASP-2V</td> <td>AASP-2A</td> </tr> </tbody> </table>			Fiber	Aluminum	Requires one of each			60-300 W (AAU-1N and AAU-15N)	AASP-15V	AASP-15A	200-300 W (AAU-2NS)	AASP-2V	AASP-2A
	Fiber	Aluminum													
Requires one of each															
60-300 W (AAU-1N and AAU-15N)	AASP-15V	AASP-15A													
200-300 W (AAU-2NS)	AASP-2V	AASP-2A													

Appleton®

INCANDESCENT/AREA: NEC/CEC EXPLOSIONPROOF

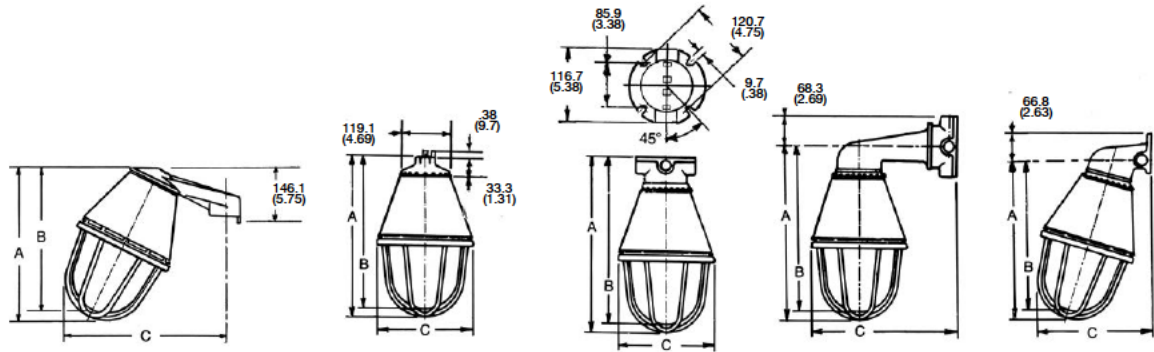
A-51™ Incandescent Factory Sealed Luminaires

For Group C and D Locations. Explosionproof

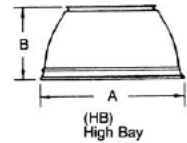
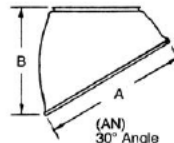
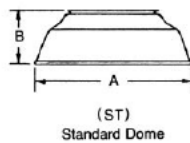
Suitable for use in Wet Locations. UNILETS® for use with Threaded Metal Conduit.

NEC/CEC — For Group C and D:
 Class I, Division 1 and 2, Groups C, D
 Class II, Division 1 and 2, Groups E, F, G
 Class III

Dimensions in Millimeters (Inches)



Size (Watts)	Stanchion mm (in)			Pendant ① mm (in)			Ceiling mm (in)			Long Bracket mm (in)			Short Bracket mm (in)		
	A	B	C	A	B	C	A	B	C	A	B	C	A	B	C
60-100	291.3 (11.47)	275.6 (10.85)	292.1 (11.50)	311.2 (12.25)	295.4 (11.63)	179.3 (7.06)	349.3 (13.75)	333.5 (13.13)	179.3 (7.06)	349.3 (13.75)	333.5 (13.13)	314.5 (12.38)	344.4 (13.56)	328.7 (12.94)	231.9 (9.13)
150-300	291.3 (11.47)	275.6 (10.85)	292.1 (11.50)	311.2 (12.25)	295.4 (11.63)	179.3 (7.06)	349.3 (13.75)	333.5 (13.13)	179.3 (7.06)	349.3 (13.75)	333.5 (13.13)	314.5 (12.38)	344.4 (13.56)	328.7 (12.94)	231.9 (9.13)
200-300	332.0 (13.07)	314.5 (12.38)	322.8 (12.71)	354.1 (13.94)	336.6 (13.25)	223.8 (8.81)	392.2 (15.44)	374.7 (14.75)	223.8 (8.81)	392.2 (15.44)	374.7 (14.75)	336.6 (13.25)	385.8 (15.19)	363.8 (14.50)	257.3 (10.13)



Size (Watts)	A ②	B ②	A	B	A	B
60-100	304.8 (12.00)	114.3 (4.50)	254.0 (10.00)	193.8 (7.63)	-	-
150-200	355.6 (14.00)	111.3 (4.38)	254.0 (10.00)	193.8 (7.63)	-	-
200-300	406.4 (16.00)	131.8 (5.19)	304.8 (12.00)	200.2 (7.88)	304.8 (12.00)	153.9 (6.06)

① For dimensions of fixture unit only, subtract pendant hood dimension 3.3 cm (1.31") from dimensions A and B as listed.
 ② Dimensions illustrated are for porcelain steel (dome and angle) and etched aluminum (high bay).
 Overall dimensions for fiberglass reinforced polyester reflectors are: standard dome – 419.1 mm (16-1/2") dia., (6") (152.4) high;
 30° Angle – 374.7 mm (14-3/8") dia., 254 mm (10") high.

A-51™ Incandescent Factory Sealed Luminaires

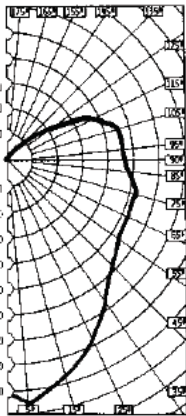
For Group C and D Locations. Explosionproof

Photometric data shown here is based on a 200-watt type PS-30 lamp and is representative of the performance for all A-51 incandescent fixtures using 60-watt to 300-watt lamps. For candlepower values of fixtures with other lamps, use the following multipliers: 60 W A-19 - 0.23; 100 W A-19 - 0.47; 150 W A-21 - 0.75; 200 W A-23 - 1.07; 200 W A-25 - 1.02; 200 W PS-25 - 1.03; 300 W PS-25 - 1.70; W PS-30 - 1.63. To determine candlepower values of fixtures with a guard, multiply by value shown with each curve.

NEC/CEC — For Group C and D:
 Class I, Division 1 and 2, Groups C, D
 Class II, Division 1 and 2, Groups E, F, G
 Class III

Photometric Data

Effective Floor Cavity Reflectance (Rfc) is 20%

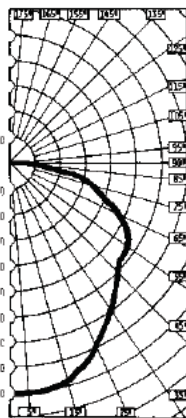


A-51 Incandescent Fixture without Reflector
 Spacing to Mtg. Ht.
 Ratio 1.25:1
 Guard .877

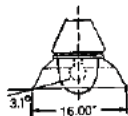


% Ceiling Rcc	Effective Floor Cavity Reflectance (Rfc) is 20%																
	80		70		50		30		10		0						
% Walls	Rw	50	30	10	50	30	10	50	30	10	0						
ROOM CAVITY RATIOS	1	.735	.690	.651	.695	.655	.618	.622	.590	.561	.554	.530	.506	.493	.473	.454	.422
	2	.621	.558	.503	.588	.530	.481	.525	.478	.437	.467	.430	.396	.413	.384	.357	.327
	3	.540	.468	.411	.512	.446	.394	.457	.404	.359	.406	.363	.327	.360	.325	.294	.267
	4	.474	.400	.342	.450	.381	.328	.402	.346	.301	.359	.312	.274	.318	.280	.248	.223
	5	.415	.341	.284	.394	.325	.272	.354	.295	.251	.316	.266	.229	.280	.240	.207	.184
	6	.372	.297	.245	.352	.284	.233	.316	.258	.215	.283	.234	.197	.252	.210	.178	.157
	7	.334	.262	.213	.317	.249	.203	.285	.227	.187	.255	.207	.170	.228	.187	.155	.136
	8	.300	.231	.182	.285	.221	.175	.256	.202	.162	.231	.183	.148	.206	.165	.135	.117
	9	.271	.204	.157	.258	.195	.152	.233	.178	.140	.209	.162	.128	.187	.146	.117	.100
	10	.246	.181	.139	.234	.175	.135	.212	.160	.124	.191	.145	.113	.172	.132	.102	.087

Effective Floor Cavity Reflectance (Rfc) is 20%



A-51 Incandescent Fixture with Standard Dome Reflector
 Spacing to Mtg. Ht.
 Ratio 1.25:1
 Guard .890



% Ceiling Rcc	Effective Floor Cavity Reflectance (Rfc) is 20%																
	80		70		50		30		10		0						
% Walls	Rw	50	30	10	50	30	10	50	30	10	0						
ROOM CAVITY RATIOS	1	.757	.727	.700	.740	.713	.689	.709	.686	.667	.681	.663	.646	.656	.641	.627	.612
	2	.660	.613	.572	.647	.603	.567	.621	.585	.552	.598	.568	.540	.577	.551	.528	.512
	3	.580	.524	.478	.570	.516	.475	.549	.504	.466	.529	.490	.458	.511	.478	.449	.434
	4	.514	.452	.403	.504	.446	.400	.486	.436	.395	.469	.425	.390	.454	.415	.384	.368
	5	.451	.385	.336	.442	.380	.334	.427	.372	.332	.413	.364	.327	.399	.357	.323	.308
	6	.402	.336	.291	.394	.333	.286	.381	.326	.285	.369	.319	.282	.358	.313	.279	.264
	7	.361	.296	.254	.355	.293	.250	.343	.286	.247	.332	.282	.245	.323	.278	.243	.229
	8	.323	.261	.216	.318	.258	.216	.308	.254	.215	.299	.249	.213	.290	.245	.211	.197
	9	.291	.230	.187	.287	.227	.187	.278	.223	.186	.269	.219	.184	.262	.216	.182	.169
	10	.264	.204	.166	.259	.204	.166	.253	.200	.164	.245	.197	.162	.240	.194	.161	.149

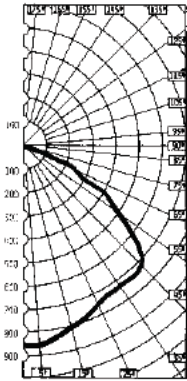
A-51™ Incandescent Factory Sealed Luminaires

For Group C and D Locations. Explosionproof

Photometric data shown here is based on a 200-watt type PS-30 lamp and is representative of the performance for all A-51 incandescent fixtures using 60-watt to 300-watt lamps. For candlepower values of fixtures with other lamps, use the following multipliers: 60 W A-19 - 0.23; 100 W A-19 - 0.47; 150 W A-21 - 0.75; 200 W A-23 - 1.07; 200 W A-25 - 1.02; 200 W PS-25 - 1.03; 300 W PS-25 - 1.70; 300 W PS-30 - 1.63. To determine candlepower values of fixtures with a guard, multiply by value shown with each curve.

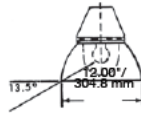
NEC/CEC — For Group C and D:
 Class I, Division 1 and 2, Groups C, D
 Class II, Division 1 and 2, Groups E, F, G
 Class III

Photometric Data



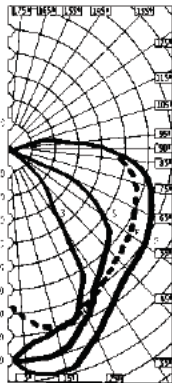
A-51 Incandescent Fixture with High Bay Reflector

Spacing to Mtg.
 Ht. Ratio 1.40:1
 Guard .865



Effective Floor Cavity Reflectance (Rfc) is 20%

% Ceiling Rcc	Effective Floor Cavity Reflectance (Rfc) is 20%																
	80		70		50		30		10		0						
% Walls Rw	50	30	10	50	30	10	50	30	10	50	30	10	0				
ROOM CAVITY RATIOS	1	.686	.644	.645	.671	.651	.634	.644	.628	.614	.620	.607	.595	.598	588	.577	.566
	2	.614	.580	.549	.603	.571	.545	.581	.555	.531	.562	.540	.520	.544	525	.508	.496
	3	.550	.508	.473	.542	.501	.470	.524	.490	.461	.507	.478	.454	.492	467	.446	.434
	4	.493	.445	.408	.486	.441	.404	.470	.431	.400	.456	.422	.395	.443	413	.389	.377
	5	.439	.387	.349	.432	.383	.347	.420	.376	.344	.407	.369	.340	.396	383	.336	.324
	6	.393	.340	.304	.387	.338	.300	.376	.331	.298	.366	.326	.296	.356	320	.293	.281
	7	.352	.299	.264	.347	.296	.261	.337	.290	.258	.327	.287	.256	.320	283	.254	.242
	8	.313	.261	.224	.309	.259	.223	.300	.255	.222	.293	.251	.220	.285	247	.219	.207
	9	.280	.228	.191	.276	.225	.191	.268	.222	.190	.261	.219	.189	.254	216	.187	.176
	10	.252	.201	.168	.248	201	.168	.242	.197	.167	.236	.195	.165	.231	192	.164	.153



A-51 Incandescent Fixture with 30° Reflector



B-
 Back
 S - Slide
 F - Front
 G - Front W.Guard

Appleton

INCANDESCENT/AREA: NEC/CEC EXPLOSIONPROOF

A-51™ Incandescent Factory Sealed Luminaires

For Group A and B Locations. Explosionproof








Suitable for use in Wet Locations. UNILETS® for use with Threaded Metal Conduit.

NEC/CEC:

Class I, Division 1 and 2, Groups A ♦, B, C, D
 Class II, Division 1 and 2, Groups E, F, G
 Class III

Appleton®

INCANDESCENT/AREA: NEC/CEC EXPLOSIONPROOF

		Hub Size (Inches)	Catalog Number ①②	
Pendant ♦ — One Hub, Rigid or Flexible Mounting				
	60-200 W (AAUA-15)	1/2	AAPA1550	
	PS-25	3/4	AAPA1575	
	200-300 W (AAUA-2)	1/2	AAPA2050	
	PS-30	3/4	AAPA2075	
Ceiling — Four Hubs, Three Close-up Plugs				
	60-200 W (AAUA-15)	1/2	AACA1550	
	PS-25	3/4	AACA1575	
	200-300 W (AAUA-2)	1/2	AACA2050	
	PS-30	3/4	AACA2075	
15° Short Bracket — Two Hubs, One Close-up Plug				
	60-200 W (AAUA-15)	1/2	AASBA1550	
	PS-25	3/4	AASBA1575	
	200-300 W (AAUA-2)	1/2	AASBA2050	
	PS-30	3/4	AASBA2075	
Reflectors				
<div style="display: flex; justify-content: space-around;"> <div style="text-align: center;"> <p>Porcelain</p>  <p>406.4 (16.00)</p> </div> <div style="text-align: center;"> <p>Polyester</p>  <p>406.4 (16.00)</p> </div> </div>	<p>Standard Dome</p>	<p>60-200 W (AAUA-15)</p> <p>200-300 W (AAUA-2)</p>	<p>Porcelain</p> <p>AARW-15ST</p> <p>AARW-2ST</p>	<p>Polyester</p> <p>AARP-2ST</p>
<div style="display: flex; justify-content: space-around;"> <div style="text-align: center;">  <p>304.8 (12.00)</p> </div> <div style="text-align: center;">  <p>304.8 (12.00)</p> </div> </div>	<p>30° Angle</p>	<p>60-200 W (AAUA-15)</p> <p>200-300 W (AAUA-2)</p>	<p>AARW-15AN</p> <p>AARW-2AN</p>	<p>AARP-2AN</p>

① See A-51™ Incandescent Factory Sealed Luminaire Classified Area Suitability page for suitability of specific fixtures.

② Add suffix -G to catalog number for optional guard.

♦ Shaded area indicates pendant mount is suitable for Class I, Group A in addition to other applicable area suitabilities.









A-51™ Incandescent Factory Sealed Luminaires

For Group A and B Locations. Explosionproof

Suitable for use in Wet Locations. UNILETS® for use with Threaded Metal Conduit.

NEC/CEC — For Group A and B:
 Class I, Division 1 and 2, Groups A, B, C, D
 Class II, Division 1 and 2, Groups E, F, G
 Class III

Mounting Hoods

	Type	Hub Size (Inches)	Catalog Number
Pendant		One Hub, Rigid or Flexible Mounting	1/2 AAP-50 ① 3/4 AAP-75 ①
		Ceiling	
15° Short Bracket			
			Description
Fixture Units		60-200 W PS-25	AAUA-15
		200-300 W PS-30	AAUA-2
Globe and Ring Assembly		60-200 W (AAUA-15)	AAGLA-15
		200-300 W (AAUA-2)	AAGLA-2
Aluminum Guards		60-200 W (AAUA-15)	AAGUA-15
		200-300 W (AAUA-2)	AAGU-2
Medium Base Lamp Socket		60-200 W (AAUA-15)	AASPA-15
		200-300 W (AAUA-2)	AASPA-22
Connection Block		Fits all A-51 and AA-51 mounting hoods 60-300 W	VPT-7

① Group A pendant mount only.

Appleton

INCANDESCENT/AREA: NEC/CEC EXPLOSIONPROOF

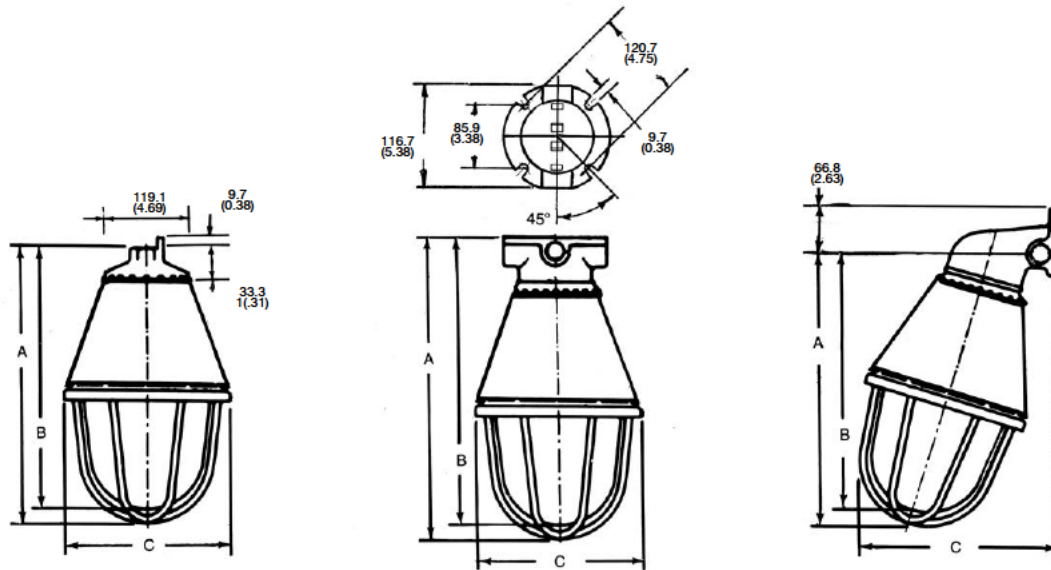
A-51™ Incandescent Factory Sealed Luminaires

For Group A and B Locations. Explosionproof

Suitable for use in Wet Locations. UNILETS® for use with Threaded Metal Conduit.

NEC/CEC — For Group A and B:
 Class I, Division 1 and 2, Groups A, B, C, D
 Class II, Division 1 and 2, Groups E, F, G
 Class III

Dimensions in Millimeters (Inches)



Size (Watts)	Pendant			Ceiling			Short Bracket		
	A	B	C	A	B	C	A	B	C
60-200	347.7 (13.69)	333.5 (13.13)	179.3 (7.06)	419.1 (16.50)	404.9 (15.94)	179.3 (7.06)	381.0 (15.00)	366.8 (14.44)	241.3 (9.50)
200-300	374.7 (14.75)	347.7 (13.69)	223.8 (8.81)	446.0 (17.56)	419.1 (16.50)	223.8 (8.81)	406.4 (16.00)	392.2 (15.44)	263.7 (10.38)

Appleton

INCANDESCENT/AREA: NEC/CEC EXPLOSIONPROOF

A-51™ Incandescent Factory Sealed Luminaires

For Group A and B Locations. Explosionproof

Photometric data shown here is based on a 200 watt type PS-25 lamp, and is representative of the performance for A-51 incandescent fixtures (Groups A and B). For candlepower values of fixtures with other lamps, use the following multipliers: 150 W (PS-25) – 0.70; and 300 W (PS-25) – 1.6. To determine candlepower values of fixtures with a guard, multiply by value shown with each curve.

NEC/CEC — For Group A and B:
Class I, Division 1 and 2, Groups A, B, C, D
Class II, Division 1 and 2, Groups E, F, G
Class III

Photometric Data

Effective Floor Cavity Reflectance (Rfc) is 20% (No Reflector)



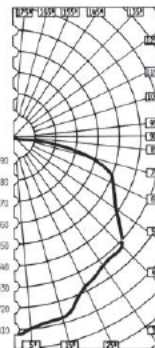
A-51 Incandescent Fixture without Reflector

Spacing to Mtg.
Ht. Ratio 1.34:1
Guard .80



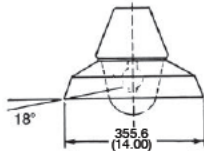
% Ceiling Rcc	Effective Floor Cavity Reflectance (Rfc) is 20% (No Reflector)																
	80		70		50		30		10		0						
% Walls Rw	50	30	10	50	30	10	50	30	10	50	30	10	0				
ROOM CAVITY RATIOS	1	.711	.669	.630	.669	.631	.595	.590	.560	.533	.518	.495	.473	.452	.434	.417	.383
	2	.602	.541	.488	.567	.511	.465	.499	.455	.416	.437	.402	.371	.380	.352	.327	.296
	3	.519	.449	.393	.488	.424	.374	.430	.379	.336	.375	.335	.300	.325	.292	.264	.236
	4	.456	.384	.328	.430	.364	.312	.379	.325	.282	.332	.288	.252	.288	.252	.223	.197
	5	.400	.328	.274	.378	.311	.260	.334	.278	.236	.293	.247	.211	.254	.217	.187	.164
	6	.357	.285	.234	.336	.270	.221	.297	.242	.200	.261	.215	.180	.227	.188	.159	.138
	7	.318	.248	.200	.300	.234	.190	.265	.209	.171	.233	.187	.153	.204	.165	.135	.116
	8	.287	.219	.172	.270	.208	.164	.240	.187	.149	.212	.167	.134	.184	.147	.119	.101
	9	.260	.194	.150	.246	.185	.143	.218	.166	.130	.192	.148	.117	.168	.131	.103	.087
	10	.236	.173	.132	.222	.166	.126	.199	.149	.114	.175	.133	.102	.154	.117	.090	.075

Effective Floor Cavity Reflectance (Rfc) is 20% (No Reflector)

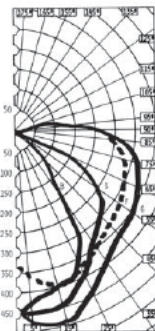


A-51 Incandescent Fixture with Standard Dome Reflector

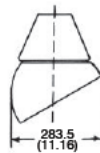
Spacing to Mtg.
Ht. Ratio 1.2:1
Guard .80



% Ceiling Rcc	Effective Floor Cavity Reflectance (Rfc) is 20% (No Reflector)																
	80		70		50		30		10		0						
% Walls Rw	50	30	10	50	30	10	50	30	10	50	30	10	0				
ROOM CAVITY RATIOS	1	.797	.763	.733	.779	.748	.721	.745	.720	.697	.715	.695	.676	.689	.671	.655	.640
	2	.687	.633	.586	.673	.622	.581	.645	.603	.566	.620	.585	.553	.597	.567	.541	.524
	3	.594	.530	.478	.583	.522	.474	.560	.508	.464	.538	.494	.457	.519	.481	.448	.431
	4	.527	.458	.404	.517	.452	.400	.497	.440	.395	.479	.430	.390	.462	.419	.384	.366
	5	.466	.393	.340	.456	.388	.337	.440	.379	.335	.424	.371	.330	.410	.364	.326	.310
	6	.414	.342	.292	.406	.339	.288	.391	.331	.286	.378	.324	.283	.367	.317	.280	.264
	7	.369	.298	.252	.362	.294	.248	.350	.288	.245	.337	.284	.242	.328	.279	.240	.225
	8	.333	.265	.217	.327	.262	.216	.316	.257	.215	.307	.252	.213	.297	.248	.211	.196
	9	.302	.235	.189	.297	.232	.189	.287	.229	.188	.278	.224	.186	.270	.221	.185	.170
	10	.273	.209	.167	.268	.209	.167	.261	.204	.166	.253	.201	.163	.247	.198	.162	.149



A-51 Incandescent Fixture with 30° Angle Reflector



B—Back
S—Side
F—Front
G—Front W/Guard